

Colorado IIS Kindergarten MMR Dashboard

Lynn Trefren, RN, MSN
Colorado Immunization Branch Chief

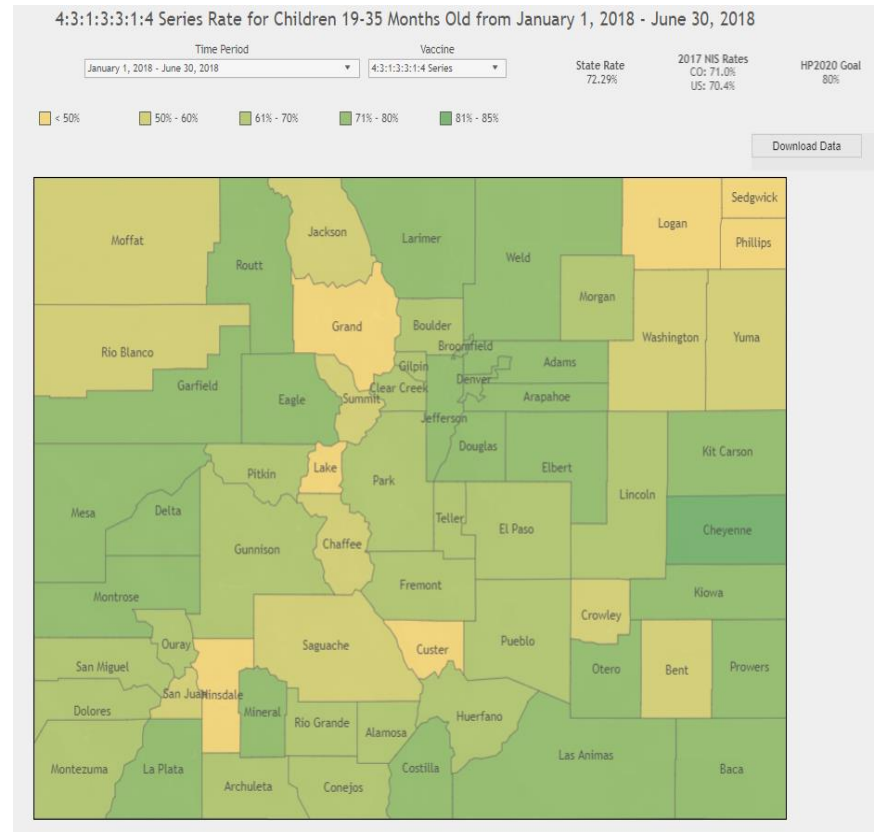
December 11, 2019



COLORADO
Department of Public
Health & Environment

Colorado

- Population 5.7 million
- 103,641 square miles
- 64 Counties
- 51 Local Health Department Agencies
- Urban, Suburban, Rural, Frontier



COLORADO
Department of Public
Health & Environment

Colorado IIS*

- Total patients 6.1 million
- Total immunizations 68.3 million
- Active on-line users 6,305

*as of 11/30/19

Background

- Colorado continues to rank at the bottom of states for immunization coverage rates of kindergarten children
- Legislative attempts to strengthen exemptions in Colorado have not been successful
- Clusters of children who are unimmunized or under-immunized are at risk of a vaccine-preventable disease

Challenges

- Exemptions
 - CO Rate 4.9% in 2018-2019, 4.7 in 2017-2018
 - US National Rate 2.5%
- Kindergarten Coverage Rates Low 2018-2019
 - MMR (2 doses)
 - CO Rate 87.4%
 - US Rate 94.7%
 - DTaP (5 doses)
 - CO Rate 90.3%
 - US Rate 94.9%
 - Varicella (2 doses)
 - CO Rate 86.5%
 - US Rate 94.8%



COLORADO
Department of Public
Health & Environment

Challenges

- Access to Vaccination Services
 - Distance
 - Geography
 - Appointment availability
- Vaccine Hesitancy
 - Parent surveys in 2018-2019
 - About 2/3 of parents reported some degree of hesitancy
 - Of these, half plan to immunize on schedule and half do not (skip some, delayed schedule)
 - 2% absolute vaccine refusers
- Missing Data



COLORADO
Department of Public
Health & Environment

Executive Order Wildly Important Goal (WIG)

- Executive Order B 2019 006 issued 6/13/19
 - Governor proclaimed immediate support for programs and policies that will increase the state's immunization rates and honor the rights of parents
- WIG (part of our strategic plan)
 - Reverse the downward trend and increase the percent of kindergartners protected against MMR from 87.4% to 90% (1,669 more kids) by June 30, 2020 and increase to 95% by June 30, 2023.

Data Driving Action

- WIG based on school and child care data reported annually by facilities
- CIIS data available and updated daily
- Needed a way to monitor progress towards the goal
 - For our LPHA partners to track targets and progress
 - To report to our leadership and to the Governor monthly

Kindergarten MMR Dashboard

- For each LPHA Partner
 - Identifies current K-aged MMR rate and number of additional kids to get to the 90% goal
 - Contribution to the state 90% goal
 - Listing of schools with low rates within the county
 - Monthly immunization targets
 - Near real-time report card (updated daily) showing progress towards meeting specific immunization goals
 - Data rolled up to a statewide report card



Sample Dashboard

Welcome to the CDPHE Kindergarten MMR Dashboard for Local Public Health Agencies

This tool was developed specifically for you and your county to give a better idea of how you can improve Kindergarten MMR rates. You have been given access only to the specific counties you serve. Please begin by selecting a county below and clicking the arrow button.

County
Adams

Click to Generate Your
MMR Fact Sheet



Based on 2018-19 school data, your county had 350 unvaccinated kindergartners, which represented 5.1% of all unvaccinated kindergartners in the 10 counties with the highest numbers of unvaccinated students. Of the 1669 additional students who need to be brought up to date, 85 were proportionally attributed to County.

	Number of MMR doses administered to kindergarten aged children in CIIS (for reference)		Additional number of students to bring UTD for statewide 90% MMR coverage				
	By all Adams clinics	By Adams LPHA clinics		By Sept 1	By Oct 1	By Nov 1	By Dec 1
Dec 2, 2017 - Dec 1, 2018 (Baseline)	6093	107	Additional Students	21	42	64	85
Dec 2, 2018 - Sep 9, 2019 (Updates)	4744	72	CIIS: Prior Year Students UTD	6104	6257	6382	6454
			CIIS: Current Year Students UTD	6125	6299	6446	6539

How Can County Reach a 90% MMR Coverage Rate?

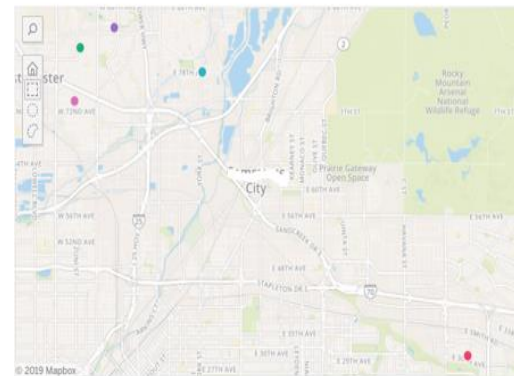
Based on 2018-19 school survey data, County had a 94.1% MMR kindergarten coverage rate. This coverage rate meets or exceeds the 90% threshold set and you should work to ensure your coverage rate does not decrease. For reference the following chart is provided to explore what would be needed to achieve just a 90% MMR kindergarten coverage rate. Although, we expect your county to be above this threshold in the 2019-20 school year.

Incoming Kindergartners in Schools With High MMR Incomplete Records in Schools

The top 5 schools (or more if there is a tie) with the highest numbers of kindergartners with incomplete records (missing required doses on their certificate of immunization) from the 2018-19 kindergarten survey account for 46 total students.

Change top schools

5
0



- Schools
- Catholic School
 - Elementary School
 - Elementary School
 - Elementary School
 - Charter School Elementary



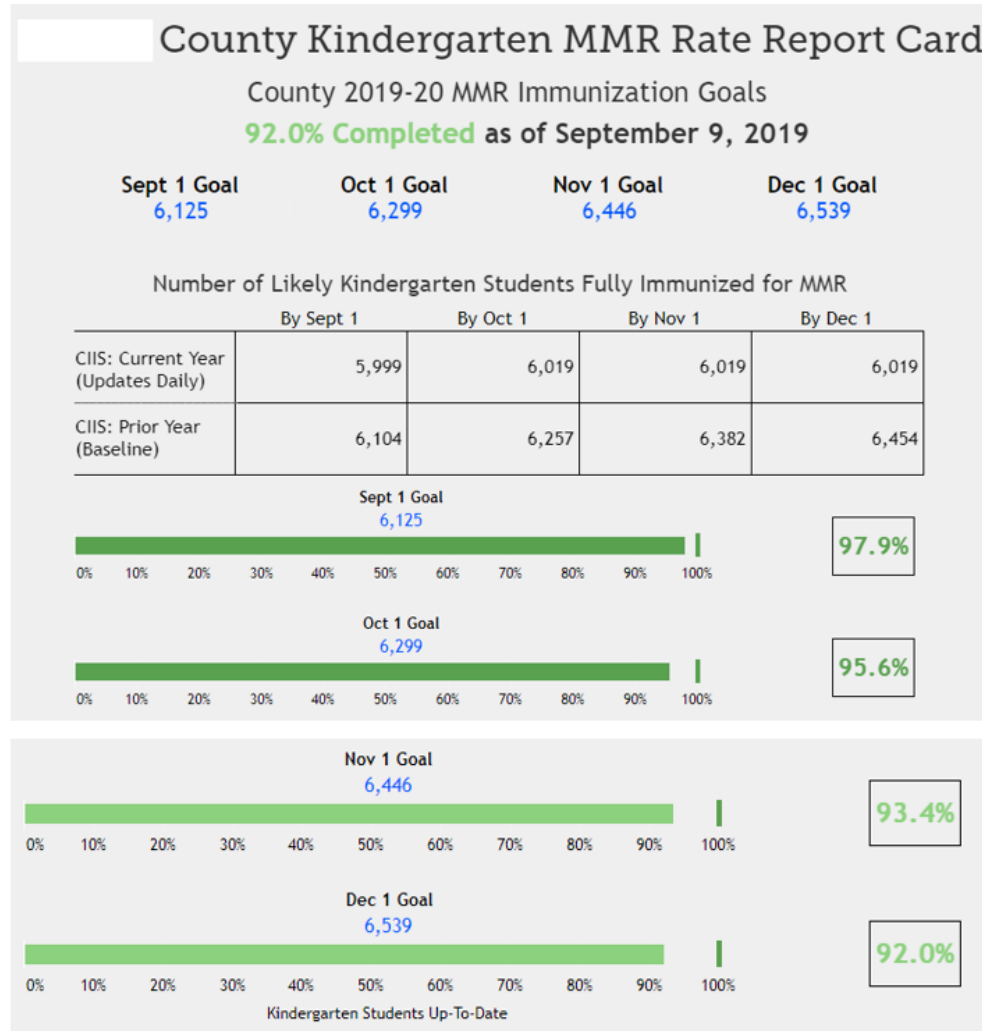
COLORADO
Department of Public
Health & Environment

Kindergarten MMR Data



COLORADO
Department of Public
Health & Environment

Sample Report Card



Thank You

Lynn Trefren, RN, MSN
Lynn.Trefren@state.co.us



COLORADO
Department of Public
Health & Environment

Kindergarten MMR Statewide Dashboard